

BOGE AIR. THE AIR TO WORK.



SCREW COMPRESSORS

C SERIES

Over 100,000 compressed air users expect more when it comes to their compressed air supply. **BOGE air provides them with the air to work.**

Screw compressors custom made by BOGE have for decades been synonymous with efficient and reliable compressed air supply to trade workshops through to industrial companies.


The BOGE C series is a trendsetter in its class: less noise, less pipework, less connections in contrast to more output, more individual configuration possibilities and more efficiency and requiring a minimum of space only. We have listened closely to the wishes of our customers – with the C series we provide the air to work.

CONTENTS

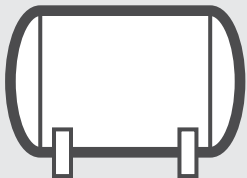
OVERVIEW	4
BOGE C SERIES	
• up to 7,5 kW	6
• up to 22 kW	14
BOGE SERVICE	22

Compressed air with a method:


Modules of the BOGE C series.



Screw compressor



Compressed air receiver



Refrigerant dryer



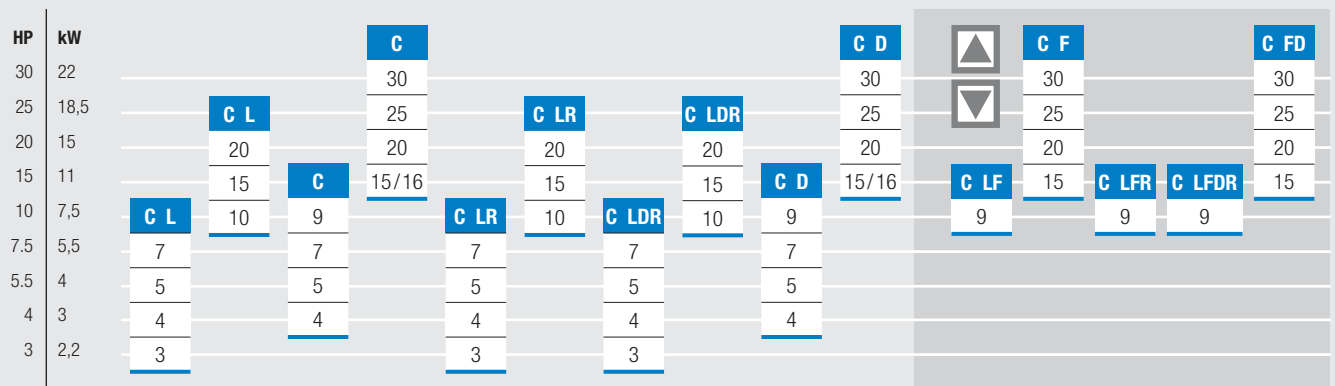
Frequency control

ADVANTAGES OF THE COMPACT MODULAR DESIGN:

- Flexible combination possibilities
- Unit completely ready for connection
- Minimum flow losses due to compact construction
- High-quality piping protects against leakages

Modular design, compact system: Because of the modular design BOGE screw compressors allow for individual configuration of your compressed air system. Each compact module is pre-assembled and ready for use: for efficient and reliable operation in all types of applications.

PERFORMANCE OVERVIEW OF THE C SERIES



frequency controlled



UNIQUE: BOGE GENUINE PARTS FOR THE C SERIES.

The use of BOGE original parts ensures you to benefit from the technological advantages of the C series in the long run. In this regard, BOGE offers unique replacement parts for the C series guaranteeing that 100 percent quality and 100 percent service life is achieved. Only BOGE original parts are compatible with the C Series range of compressors - gives surety of maximum safety during the entire life of the product.



Premium Efficiency: IE3 Motors

The C series compressors offer the best possible energy efficiency thanks to economical IE3 motors of the premium efficiency class.

The C series up to 7.5 kW: Space saving and more energy efficient than ever!

Design advantages.

THE CM COMPACT MODULE:

All major components are integrated into the airend block. Maintenance and wear parts are easily accessible – for easy service and highest operational safety.

Integrated oil separating system

Both oil separating cartridge and oil filter cartridge are easily accessible: for maintenance purposes only the cover needs to be opened. The oil sump is located at the lowest point: for effective pre-separation according to the gravity principle.

Minimum pressure /
check valve*

Multifunctional intake control with integrated solenoid valve for functionally reliable operation without leakages.

Silenced intake filter with paper filter cartridge

The filter separates 99.9 percent of all particles larger than 3 µm: assuring high quality compressed air right at its source.

BOGE airend with special BOGE profile and HD bearing

The specially designed airend is characterised by its high output and low energy consumption.

*** Minimum pressure / check valve**

Integrated design eliminates piping – for maximum leakage safety.


Temperature sensor

For safe operation and optimal monitoring of the compressor.

CNC machined cast iron housing

High quality machining eliminates the risk of leakage. The heavy cast iron housing also serves to reduce noise right at the source.

Thermo-static oil level regulation
Easily accessible from the outside.



Compact & highly efficient! The monoblock compact design of the airend range up to 7.5 kW offers distinct advantages. The integrated design minimises the number of oil pipes by clever internal routing – for a highly efficient and reliable compressor. At the same time the airend requires less space providing the user with a compact, space saving and energy efficient solution from BOGE!



COMPACT DESIGN

Integration of all essential components eliminates almost all interconnecting pipes. Leakages are virtually eliminated. Internal pressure losses are minimised.



EXTREMELY QUIET

Because of the sound adsorbing graphite casting the C series is very quiet in operation and vibration free. No further silencing is required. The canopy versions C series and C series with dryer are therefore super-silent with low sound pressure values.



HIGHEST EFFICIENCY

The BOGE airend design ensures industry leading specific power ratios (optimised output volumes at low energy consumption).




CONTROL

The compressor has the **base** control system with LC display and pressure transducer technology. FOCUS control is available as an option that offers additional monitoring and control features. **focus** control 2.0 is also programmed to act as a changeover switch and can control up to four compressors.



OPTIONAL FREQUENCY CONTROL

The frequency converter flexibly controls the motor speed and therefore the airend. This ensures the compressor output automatically adjusts to the momentary demand. Soft starting via the frequency converter also avoids undue wear and tear and prolongs the service life of the compressor.



OPTIONAL REFRIGERATION DRYER

The C series can be equipped with a refrigeration dryer as an option – either top mounted on a compressed air receiver or horizontally mounted. No additional space is required for the generation of dry compressed air.

Screw compressor **C 3 L** to **C 7 L**

Compressed air system **C 3 LR** to **C 7 LR**

Compressed air centre **C 3 LDR** to **C 7 LDR**

Effective free air delivery:

0.234 – 0.728 m³/min, 8 – 25 cfm

Pressure range: 10 and 13 bar, 150 and 190 psig

Motor range: 2.2 – 5.5 kW, 3 – 7.5 HP



Screw compressor **C L**

Compact screw compressor, directly coupled



Compressed air system **C LR**

Receiver mounted screw compressor,
directly coupled



Compressed air centre **C LDR**

Receiver mounted screw compressor
and refrigerant dryer, directly coupled



The depicted machines do not correspond to the most updated version of the receivers.

BOGE Model	Max. pressure**		Effective free air delivery* 50 Hz		Motor power		Dimensions W x D x H mm	Weight kg
	bar	psig	m³/min	cfm	kW	HP		
C 3 L	10	150	0.234	8.3	2.2	3.0	817 x 520 x 495	105
C 4 L	10	150	0.311	11.0	3.0	4.0	817 x 520 x 495	110
C 4 L	13	190	0.204	7.2	3.0	4.0	817 x 520 x 495	110
C 5 L	10	150	0.536	18.9	4.0	5.5	817 x 520 x 495	125
C 7 L	10	150	0.707	25.0	5.5	7.5	817 x 520 x 495	130
C 7 L	13	190	0.525	18.5	5.5	7.5	817 x 520 x 495	130

* Free air delivery figures in accordance with ISO 1217, Appendix C, at 20°C ambient temperature and maximum pressure. Emitted sound pressure levels from 61 dB(A) according to DIN EN ISO 2151:2009

BOGE Model	Max. pressure**		Receiver volume Litres	Effective free air delivery* 50 Hz		Motor power		Receiver option Litres	Dimensions W x D x H mm	Weight kg
	bar	psig		m³/min	cfm	kW	HP			
C 3 LR	10	150	90	0.234	8.3	2.2	3.0	270	1185 x 550 x 1010	155
C 4 LR	10	150	90	0.311	11.0	3.0	4.0	270	1185 x 550 x 1010	160
C 4 LR	13	190	160	0.204	7.2	3.0	4.0	270	1185 x 550 x 1010	185
C 5 LR	10	150	90	0.536	18.9	4.0	5.5	270	1185 x 550 x 1010	175
C 7 LR	10	150	90	0.707	25.0	5.5	7.5	270	1185 x 550 x 1010	180
C 7 LR	13	190	160	0.525	18.5	5.5	7.5	270	1185 x 550 x 1010	205

* Free air delivery figures in accordance with ISO 1217, Appendix C, at 20°C ambient temperature and maximum pressure. Emitted sound pressure levels from 61 dB(A) according to DIN EN ISO 2151:2009

BOGE Model	Max. pressure**		Receiver volume Litres	Effective free air delivery* 50 Hz		Motor power		Dimensions W x D x H mm	Weight kg
	bar	psig		m³/min	cfm	kW	HP		
C 3 LDR	10	150	270	0.234	8.3	2.2	3.0	1723 x 675 x 1205	225
C 4 LDR	10	150	270	0.311	11.0	3.0	4.0	1723 x 675 x 1205	230
C 4 LDR	13	190	350	0.204	7.2	3.0	4.0	1723 x 675 x 1205	280
C 5 LDR	10	150	270	0.536	18.9	4.0	5.5	1723 x 675 x 1205	245
C 7 LDR	10	150	270	0.707	25.0	5.5	7.5	1723 x 675 x 1205	250
C 7 LDR	13	190	350	0.525	18.5	5.5	7.5	1723 x 675 x 1205	300

* Free air delivery figures in accordance with ISO 1217, Appendix C, at 20°C ambient temperature and maximum pressure. Emitted sound pressure levels from 61 dB(A) according to DIN EN ISO 2151:2009

** Max. pressure of the compressor

Screw compressor **C 4** to **C 9**

Compressed air station **C 4 D** to **C 9 D**



Effective free air delivery: 0.28 – 1.236 m³/min, 10 – 43 cfm

Pressure range: 7.5 – 13 bar, 110 – 190 psig

Motor range: 3 – 7.5 kW, 4 – 10 HP



C4 to C7



C9 and C4 D to C9 D




EFFICIENCY

The specially designed BOGE airend provides high output volumes at low energy consumption – for reliable and efficient compressed air supply.



REFRIGERANT DRYER

As an option the compressor can be supplied with a horizontal refrigerant dryer. No additional footprint is required.



EXTREMELY QUIET

All C series compressors are characterised by very low sound pressure levels due to their super-silenced cabinets.



CONTROL

base control is the standard compressor controller with LC display and pressure sensor technology. **focus** control 2.0, offering additional monitoring and control options, is available as an optional extra.

Compact, efficient, very quiet: The space saving C series screw compressors are designed for long-term performance. A refrigerant dryer mounted on a horizontal receiver is available as an option. Even at full load operation the compressor operates reliably and safely at optimum efficiency providing a long service life.

BOGE Model	Max. pressure**		Effective free air delivery*		Motor power		Dimensions W x D x H mm	Weight kg
	bar	psig	m³/min	cfm	kW	HP		
C 4	8	115	0.427	15.1	3.0	4.0	480 x 907 x 955	190
C 4	10	150	0.340	12.0	3.0	4.0	480 x 907 x 955	190
C 4	13	190	0.219	7.7	3.0	4.0	480 x 907 x 955	190
C 5	8	115	0.601	21.2	4.0	5.5	480 x 907 x 955	195
C 5	10	150	0.506	17.9	4.0	5.5	480 x 907 x 955	195
C 5	13	190	0.386	13.6	4.0	5.5	480 x 907 x 955	195
C 7	8	115	0.847	29.9	5.5	7.5	480 x 907 x 955	210
C 7	10	150	0.736	26.0	5.5	7.5	480 x 907 x 955	210
C 7	13	190	0.576	20.3	5.5	7.5	480 x 907 x 955	210
C 9	8	115	1.180	41.7	7.5	10.0	480 x 987 x 1234	215
C 9	10	150	1.060	37.4	7.5	10.0	480 x 987 x 1234	215
C 9	13	190	0.870	30.7	7.5	10.0	480 x 987 x 1234	215
C 4 D	8	115	0.427	15.1	3.0	4.0	480 x 990 x 1235	210
C 4 D	10	150	0.340	12.0	3.0	4.0	480 x 990 x 1235	210
C 4 D	13	190	0.219	7.7	3.0	4.0	480 x 990 x 1235	210
C 5 D	8	115	0.601	21.2	4.0	5.5	480 x 990 x 1235	215
C 5 D	10	150	0.506	17.9	4.0	5.5	480 x 990 x 1235	215
C 5 D	13	190	0.386	13.6	4.0	5.5	480 x 990 x 1235	215
C 7 D	8	115	0.847	29.9	5.5	7.5	480 x 990 x 1235	230
C 7 D	10	150	0.736	26.0	5.5	7.5	480 x 990 x 1235	230
C 7 D	13	190	0.576	20.3	5.5	7.5	480 x 990 x 1235	230
C 9 D	8	115	1.180	41.7	7.5	10.0	480 x 990 x 1235	235
C 9 D	10	150	1.060	37.4	7.5	10.0	480 x 990 x 1235	235
C 9 D	13	190	0.870	30.7	7.5	10.0	480 x 990 x 1235	235

* Free air delivery figures in accordance with ISO 1217, Appendix C, at 20°C ambient temperature and maximum pressure. Emitted sound pressure levels from 59 dB(A) according to DIN EN ISO 2151:2009.

** Max. pressure of the compressor. The 7.5 bar indications are to be provided as reference values. The machines are shipped standard in 8 bar.

Screw compressor **C 9 LF** / Compressor system **C 9 LFR** / Compressed air centre **C 9 LFDR** / with frequency control



Effective free air delivery:

0.24 – 1.31 m³/min, 8 – 43 cfm

Pressure range: 7.5 – 13 bar, 110 – 190 psig

Motor range: 7.5 kW, 10 HP



C 9 LF (super-silenced as option)



C 9 LFR (super-silenced as option)



C 9 LFDR



FREQUENCY CONTROL

The frequency converter flexibly controls the motor speed and therefore the airend. This ensures the compressor output automatically adjusts to the momentary demand.



REFRIGERANT DRYER

The directly coupled, frequency controlled C series is equipped with a refrigerant dryer. This enables users to generate dry air without any additional space requirements.



MAXIMUM EFFICIENCY

The airend operates at the necessary speed to generate as much compressed air as is required. Expensive idling as well as load/no load cycles are thus eliminated. At the same time, a tighter pressure band can be maintained, also helping to save energy.



CONTROL

The compressor is controlled via the BOGE **base** control with LC display and pressure sensor technology. **focus** control 2.0 is available as an optional extra, offering further monitoring and control possibilities.



The ideal operating mode: In conjunction with the frequency controlled drive the directly coupled screw compressors of this series provide an extremely flexible system which spontaneously adapts to any changes in the customer's compressed air or pressure demands. In the event of a change of the pressure value, the output quantity is synchronised automatically. A 13 bar machine is thus transformed into an 8 bar machine yielding a correspondingly higher output – without any expensive remodelling or design related modifications.

BOGE Model	Max. pressure**		Receiver volume	Effective free air delivery*		Motor power		Dimensions silenced	Dimensions super-silenced	Compressed air outlet	Weight silenced	Weight super-silenced
	bar	psig		m³/min	cfm	kW	HP	W x D x H mm	W x D x H mm		kg	kg
C 9 LF	7.5	110	–	0.27-1.29	9.5-45.6	7.5	10.0	1020 x 677 x 723	1020 x 677 x 796	G 1/2	200	208
C 9 LF	8	115	–	0.26-1.26	9.2-44.4	7.5	10.0	1020 x 677 x 723	1020 x 677 x 796	G 1/2	200	208
C 9 LF	10	150	–	0.25-1.14	8.8-40.3	7.5	10.0	1020 x 677 x 723	1020 x 677 x 796	G 1/2	200	208
C 9 LF	13	190	–	0.24-0.97	8.5-34.3	7.5	10.0	1020 x 677 x 723	1020 x 677 x 796	G 1/2	200	208
C 9 LFR	7.5	110	270	0.27-1.29	9.5-45.6	7.5	10.0	1720 x 790 x 1365	1720 x 790 x 1440	G 1/2	315	323
C 9 LFR	8	115	270	0.26-1.26	9.2-44.4	7.5	10.0	1720 x 790 x 1365	1720 x 790 x 1440	G 1/2	315	323
C 9 LFR	10	150	270	0.25-1.14	8.8-40.3	7.5	10.0	1720 x 790 x 1365	1720 x 790 x 1440	G 1/2	315	323
C 9 LFR	13	190	350	0.24-0.97	8.5-34.3	7.5	10.0	1750 x 815 x 1415	1750 x 815 x 1490	G 1/2	323	331
C 9 LFDR	7.5	110	270	0.27-1.29	9.5-45.6	7.5	10.0	1720 x 745 x 1320	1720 x 745 x 1400	G 1/2	362	370
C 9 LFDR	8	115	270	0.26-1.26	9.2-44.4	7.5	10.0	1720 x 745 x 1320	1720 x 745 x 1400	G 1/2	362	370
C 9 LFDR	10	150	270	0.25-1.14	8.8-40.3	7.5	10.0	1720 x 745 x 1320	1720 x 745 x 1400	G 1/2	362	370
C 9 LFDR	13	190	350	0.24-0.97	8.5-34.3	7.5	10.0	1750 x 770 x 1370	1750 x 770 x 1445	G 1/2	387	390

* Free air delivery figures in accordance with ISO 1217, Appendix E, at 20°C ambient temperature and maximum pressure. Emitted sound pressure levels from 72 dB(A) according to DIN EN ISO 2151:2009

** Max. pressure of the compressor. The 7.5 bar indications are to be provided as reference values. The machines are shipped standard in 8 bar.

Ask for further receiver dimensions.

The C series up to 22 kW: This is the way compressors are made today!

Design advantages.

Multifunctional intake control with integrated solenoid valve for functionally reliable operation without leaks.

Integrated airend with special BOGE profile and HD bearing

The specially designed airend is characterised by its high free air delivery at low energy consumption. Motor sizes up to 22 kW with free air delivery up to 3,62 m³/min.

Effective **oil pre-separation** harnessing the laws of gravity. Service friendly access.

Minimum pressure valve / check valve

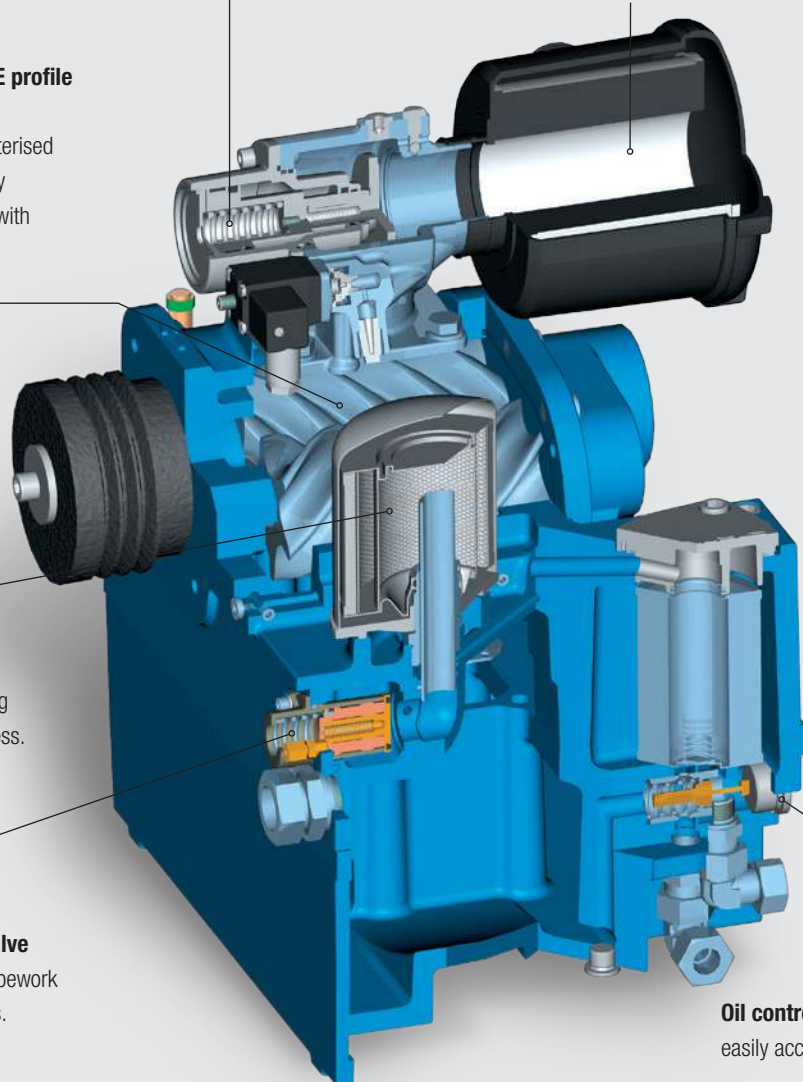
Integrated design serves to eliminate pipework – virtually eliminates the risk of oil leaks.

Silenced paper cartridge intake filter

This filter separates 99.9 percent of all particles larger than 3 µm: for high quality compressed air at its source.

Oil control valve

easily accessible from the outside.



The state-of-the-art compressor: Extremely quiet, compact & efficient – the "large" BOGE C series has set industry standard in specific power and sound pressure values. The BOGE compact module ensures short distances and less pipelines – for a highly efficient and reliable compressor solution. Depending on your requirements, the C series up to 22 kW can be equipped with refrigerant dryer, frequency control or heat recovery: This is the way compressors are made today!



INTEGRATED DESIGN

The integration of all essential components in the compact module serves to eliminate pipework and to reduce flow losses: for maximum operating dependability and efficiency!




COMPACT EFFICIENCY

The BOGE C series is engineered to generate high free air deliveries in continuous operation and in an incomparably efficient manner. Due to its compact design space requirements are kept to a minimum: an installation surface of less than 1 square metre is sufficient.



CONTROL

base control with LC display and pressure sensor technology is fitted standard. **focus** control 2.0 control is available as an option and includes a multi-coloured LC display and diverse control options. **focus** control 2.0 software now includes a four compressor changeover system.



OPTIONAL REFRIGERANT DRYER

The C series can be supplied with an integrated dryer or mounted on top of a horizontal air receiver.



OPTIONAL HEAT RECOVERY

A heat recovery system can be added as an option. Up to 94 percent of the input electrical energy is dissipated through the cooling medium (air or water) and can be recovered for space heating or pre-heating domestic water.



OPTIONAL FREQUENCY CONTROL

The frequency controlled option ensures a continuous volume flow between 25 and 100 percent. This ensures adaptation to the momentary demand of the compressed air system. Soft starting also avoids undue wear and tear and prolongs the service life of the compressor.

Screw compressor **C 10 L** to **C 20 L**

Compressed air system **C 10 LR** to **C 20 LR**

Compressed air centre **C 10 LDR** to **C 20 LDR**

Effective free air delivery:

1.060 – 2.340 m³/min, 37 – 82 cfm

Pressure range: 7.5 and 10 bar, 110 and 150 psig

Motor range: 7.5 – 15 kW, 10 – 20 HP



Screw compressor **C L**

Compact screw compressor, directly coupled



Screw compressor **C L** with noise silencer option

Screw compressor with mounted noise silencer



Compressed air system **C LR**

Receiver mounted screw compressor,
directly coupled



Compressed air centre **C LDR**

Receiver mounted screw compressor
and refrigerant dryer, directly coupled



A class of its own: The directly coupled screw compressors of the C series are space saving and extremely efficient at the same time. They are available with horizontal receiver and/or top mounted refrigeration dryer and can flexibly be adapted to suit particular application requirements.

BOGE Model	Max. pressure**		Effective free air delivery* 50 Hz		Motor power		Dimensions B x T x H mm	Dimensions super-silenced W x D x H mm	Weight kg	Weight super-silenced kg
	bar	psig	m³/min	cfm	kW	HP				
C 10 L	8	115	1.05	37.1	7.5	10.0	1170 x 600 x 600	1500 x 784 x 800	260	395
C 10 L	10	150	1.03	36.4	7.5	10.0	1170 x 600 x 600	1500 x 784 x 800	260	395
C 15 L	8	115	1.81	63.9	11.0	15.0	1335 x 693 x 610	1500 x 784 x 800	290	425
C 15 L	10	150	1.74	61.4	11.0	15.0	1335 x 693 x 610	1500 x 784 x 800	290	425
C 20 L	8	115	2.25	79.5	15.0	20.0	1335 x 693 x 610	1500 x 784 x 800	300	435
C 20 L	10	150	2.22	78.4	15.0	20.0	1335 x 693 x 610	1500 x 784 x 800	300	435

BOGE Model	Max. pressure**		Receiver volume Litres	Effective free air delivery* 50 Hz		Motor power		Dimensions B x T x H mm	Dimensions super-silenced W x D x H mm	Weight kg	Weight super-silenced kg
	bar	psig		m³/min	cfm	kW	HP				
C 10 LR	8	115	350	1.05	37.1	7.5	10.0	1815 x 720 x 1350	1820 x 835 x 1495	380	515
C 10 LR	10	150	350	1.03	36.4	7.5	10.0	1815 x 720 x 1350	1820 x 835 x 1495	380	515
C 15 LR	8	115	350	1.81	63.9	11.0	15.0	1815 x 720 x 1365	1820 x 835 x 1495	410	555
C 15 LR	10	150	350	1.74	61.4	11.0	15.0	1815 x 720 x 1365	1820 x 835 x 1495	410	555
C 20 LR	8	115	350	2.25	79.5	15.0	20.0	1815 x 720 x 1365	1820 x 835 x 1495	470	575
C 20 LR	10	150	350	2.22	78.4	15.0	20.0	1815 x 720 x 1365	1820 x 835 x 1495	470	575
C 10 LDR	8	115	350	1.05	37.1	7.5	10.0	1960 x 720 x 1350	2040 x 835 x 1500	350	550
C 10 LDR	10	150	350	1.03	36.4	7.5	10.0	1960 x 720 x 1350	2040 x 835 x 1500	350	550
C 15 LDR	8	115	350	1.81	63.9	11.0	15.0	1960 x 720 x 1365	2040 x 835 x 1500	380	590
C 15 LDR	10	150	350	1.74	61.4	11.0	15.0	1960 x 720 x 1365	2040 x 835 x 1500	380	590
C 20 LDR	8	115	350	2.25	79.5	15.0	20.0	1960 x 720 x 1365	2040 x 835 x 1500	380	610
C 20 LDR	10	150	350	2.22	78.4	15.0	20.0	1960 x 720 x 1365	2040 x 835 x 1500	380	610

* Free air delivery figures in accordance with ISO 1217, Appendix C, at 20°C ambient temperature and maximum pressure. Emitted sound pressure levels from 59,5 dB(A) according to DIN EN ISO 2151:2009

** Max. pressure of the compressor. The 7.5 bar indications are to be provided as reference values. The machines are shipped standard in 8 bar.

Screw compressor **C 15** to **C 30**

Compressed air station **C 15 D** to **C 30 D**



Effective free air delivery:

1.33 – 3.729 m³/min, 22 – 131 cfm


Pressure range: 7.5 to 13 bar, 110 to 190 psig

Motor range: 11 – 22 kW, 15 – 30 HP



MAXIMUM EFFICIENCY

The BOGE C series up to 22 kW is characterised by its industry leading specific power ratios. You rarely come across such compact screw compressor efficiency.



EXTREMELY QUIET

All C series compressors feature very low sound pressure levels.



REFRIGERANT DRYERS

The C series screw compressors can include an integrated refrigerant dryer for high quality compressed air. No additional footprint is required.



CONTROL

The compressor is controlled by the **base** control system with LC display and pressure sensor technology. **focus** control 2.0 system is available as an option.

Real winners: The belt driven C series models up to 22 kW are highly efficient and extremely quiet in operation requiring only a minimum footprint. The footprint is even kept to a minimum with the C D series which includes an integrated refrigerant dryer. An integrated design means short distances and extremely low pressure losses. As well as generating industry leading outputs, the C series is also very energy efficient.

BOGE Model	Max. pressure**		Effective free air delivery*		Motor power		Dimensions super-silenced W x D x H mm	Compressed air outlet	Weight super-silenced kg
	bar	psig	m³/min	cfm	kW	HP			
C 15	8	115	1.74	61.4	11.0	15.0	722 x 1060 x 1740	G 1	398
C 15	10	150	1.53	54.0	11.0	15.0	722 x 1060 x 1740	G 1	398
C 15	13	190	1.33	47.0	11.0	15.0	722 x 1060 x 1740	G 1	398
C 16	8	115	1.96	69.2	11.0	16.0	722 x 1060 x 1740	G 1	470
C 16	10	150	1.71	60.4	11.0	16.0	722 x 1060 x 1740	G 1	470
C 16	13	190	1.31	46.3	11.0	16.0	722 x 1060 x 1740	G 1	470
C 20	8	115	2.55	90.1	15.0	20.0	722 x 1060 x 1740	G 1	478
C 20	10	150	2.25	79.5	15.0	20.0	722 x 1060 x 1740	G 1	478
C 20	13	190	1.89	66.7	15.0	20.0	722 x 1060 x 1740	G 1	478
C 25	8	115	3.10	109.5	18.5	25.0	722 x 1060 x 1740	G 1	499
C 25	10	150	2.71	95.7	18.5	25.0	722 x 1060 x 1740	G 1	499
C 25	13	190	2.32	81.9	18.5	25.0	722 x 1060 x 1740	G 1	499
C 30	8	115	3.62	127.8	22.0	30.0	722 x 1060 x 1740	G 1	546
C 30	10	150	3.21	113.4	22.0	30.0	722 x 1060 x 1740	G 1	546
C 30	13	190	2.74	96.8	22.0	30.0	722 x 1060 x 1740	G 1	546
C 15 D	8	115	1.74	61.4	11.0	15.0	1072 x 1060 x 1740	G 1	498
C 15 D	10	150	1.53	54.0	11.0	15.0	1072 x 1060 x 1740	G 1	498
C 15 D	13	190	1.33	47.0	11.0	15.0	1072 x 1060 x 1740	G 1	498
C 16 D	8	115	1.96	69.2	11.0	16.0	1072 x 1060 x 1740	G 1	570
C 16 D	10	150	1.71	60.4	11.0	16.0	1072 x 1060 x 1740	G 1	570
C 16 D	13	190	1.31	46.3	11.0	16.0	1072 x 1060 x 1740	G 1	570
C 20 D	8	115	2.55	90.1	15.0	20.0	1072 x 1060 x 1740	G 1	578
C 20 D	10	150	2.25	79.5	15.0	20.0	1072 x 1060 x 1740	G 1	578
C 20 D	13	190	1.89	66.7	15.0	20.0	1072 x 1060 x 1740	G 1	578
C 25 D	8	115	3.10	109.5	18.5	25.0	1072 x 1060 x 1740	G 1	599
C 25 D	10	150	2.71	95.7	18.5	25.0	1072 x 1060 x 1740	G 1	599
C 25 D	13	190	2.32	81.9	18.5	25.0	1072 x 1060 x 1740	G 1	599
C 30 D	8	115	3.62	127.8	22.0	30.0	1072 x 1060 x 1740	G 1	646
C 30 D	10	150	3.21	113.4	22.0	30.0	1072 x 1060 x 1740	G 1	646
C 30 D	13	190	2.74	96.8	22.0	30.0	1072 x 1060 x 1740	G 1	646

* Free air delivery for the complete package in accordance with ISO 1217, Appendix C, at 20°C ambient temperature and maximum pressure. Emitted sound pressure values from 63 dB(A) according to DIN EN ISO 2151:2009

** Max. pressure of the compressor. The 7.5 bar indications are to be provided as reference values. The machines are shipped standard in 8 bar.

Screw compressor **C 15 F** to **C 30 F**

Compressed air station **C 15 FD** to **C 30 FD**

with frequency control



Effective free air delivery:

0.27 – 3.73 m³/min, 10 – 131 cfm

Pressure range: 7.5 to 13 bar, 110 to 190 psig

Motor range: 11 – 22 kW, 15 – 30 HP



MAXIMUM EFFICIENCY

The BOGE C series up to 22 kW is characterised by its industry leading specific power ratios – for efficient compressed air supply.



FREQUENCY CONTROL

The optional frequency converter ensures a continuous volume flow between 25 and 100 percent. This allows adaptation to the momentary demand of the compressed air system. Soft starting also avoids undue wear and tear and prolongs the service life of the compressor.



REFRIGERANT DRYER

The C series with frequency control includes an integrated refrigerant dryer for extremely high compressed air quality.



CONTROL

The compressor is controlled by the **focus** control 2.0 system* which includes an integrated efficiency display as well as additional monitoring and control options. **focus** control 2.0 is programmed as a changeover switch and can control up to four machines.

* This control is available as an option. The machines are delivered standard with focus control.



This is as efficient as it gets: With these frequency controlled belt driven compressors you can rest assure that lower compressed air demand translates into reduced energy consumption with the frequency inverter continuously adjusting the volume flow to the actual demand. This leads to minimised idling times and pressure fluctuations. Soft starting also avoids undue wear and tear and prolongs the service life of the compressor.

BOGE Model	Max. pressure**		Effective free air delivery*		Motor power		Dimensions super-silenced W x D x H mm	Compressed air outlet	Weight super-silenced kg
	bar	psig	m³/min	cfm	kW	HP			
C 15 F	7.5	110	0.40-1.76	14.1-62.15	11.0	15.0	722 x 1080 x 1740	G 1	436
C 15 F	8	115	0.39-1.74	13.8-61.4	11.0	15.0	722 x 1080 x 1740	G 1	436
C 15 F	10	150	0.36-1.53	12.7-54.0	11.0	15.0	722 x 1080 x 1740	G 1	436
C 15 F	13	190	0.27-1.33	9.5-47.0	11.0	15.0	722 x 1080 x 1740	G 1	436
C 20 F	7.5	110	0.51-2.01	18.0-92.5	15.0	20.0	722 x 1080 x 1740	G 1	519
C 20 F	8	115	0.49-2.55	17.3-90.1	15.0	20.0	722 x 1080 x 1740	G 1	519
C 20 F	10	150	0.45-2.25	15.9-79.5	15.0	20.0	722 x 1080 x 1740	G 1	519
C 20 F	13	190	0.54-1.89	19.1-66.7	15.0	20.0	722 x 1080 x 1740	G 1	519
C 25 F	7.5	110	0.67-3.19	23.7-112.6	18.5	25.0	722 x 1080 x 1740	G 1	583
C 25 F	8	115	0.65-3.10	22.9-109.5	18.5	25.0	722 x 1080 x 1740	G 1	583
C 25 F	10	150	0.61-2.71	21.5-95.7	18.5	25.0	722 x 1080 x 1740	G 1	583
C 25 F	13	190	0.45-2.32	15.7-81.9	18.5	25.0	722 x 1080 x 1740	G 1	583
C 30 F	7.5	110	0.82-3.73	28.9-131.3	22.0	30.0	722 x 1080 x 1740	G 1	583
C 30 F	8	115	0.80-3.62	28.5-127.8	22.0	30.0	722 x 1080 x 1740	G 1	583
C 30 F	10	150	0.69-3.21	24.3-113.4	22.0	30.0	722 x 1080 x 1740	G 1	583
C 30 F	13	190	0.55-2.74	19.4-96.8	22.0	30.0	722 x 1080 x 1740	G 1	583
C 15 FD	7.5	110	0.40-1.76	14.1-62.2	11.0	15.0	1072 x 1080 x 1740	G 1	536
C 15 FD	8	115	0.39-1.74	13.8-61.4	11.0	15.0	1072 x 1080 x 1740	G 1	536
C 15 FD	10	150	0.36-1.53	12.7-54.0	11.0	15.0	1072 x 1080 x 1740	G 1	536
C 15 FD	13	190	0.27-1.33	9.5-47.0	11.0	15.0	1072 x 1080 x 1740	G 1	536
C 20 FD	7.5	110	0.51-2.01	18.0-92.5	15.0	20.0	1072 x 1080 x 1740	G 1	619
C 20 FD	8	115	0.49-2.55	17.3-90.1	15.0	20.0	1072 x 1080 x 1740	G 1	619
C 20 FD	10	150	0.45-2.25	15.9-79.5	15.0	20.0	1072 x 1080 x 1740	G 1	619
C 20 FD	13	190	0.54-1.89	19.1-66.7	15.0	20.0	1072 x 1080 x 1740	G 1	619
C 25 FD	7.5	110	0.67-3.19	23.7-112.6	18.5	25.0	1072 x 1080 x 1740	G 1	683
C 25 FD	8	115	0.65-3.10	22.9-109.5	18.5	25.0	1072 x 1080 x 1740	G 1	683
C 25 FD	10	150	0.61-2.71	21.5-95.7	18.5	25.0	1072 x 1080 x 1740	G 1	683
C 25 FD	13	190	0.45-2.32	15.7-81.9	18.5	25.0	1072 x 1080 x 1740	G 1	683
C 30 FD	7.5	110	0.82-3.73	28.9-131.3	22.0	30.0	1072 x 1080 x 1740	G 1	681
C 30 FD	8	115	0.80-3.62	28.5-127.8	22.0	30.0	1072 x 1080 x 1740	G 1	681
C 30 FD	10	150	0.69-3.21	24.3-113.4	22.0	30.0	1072 x 1080 x 1740	G 1	681
C 30 FD	13	190	0.55-2.74	19.4-96.8	22.0	30.0	1072 x 1080 x 1740	G 1	681

* Free air delivery for the complete package in accordance with ISO 1217, Appendix E, at 20°C ambient temperature and maximum pressure. Emitted sound pressure values from 63 dB(A) according to DIN EN ISO 2151:2009

** Max. pressure of the compressor. The 7.5 bar indications are to be provided as reference values. The machines are shipped standard in 8 bar.

READY FOR ACTION WORLDWIDE:

BOGE Service Support – Worldwide

PEACE OF MIND NOW COMES IN FOUR PACKAGES!

From inspection to the premium maintenance package – the choice is yours! There is a BOGE maintenance package to meet the level of service cover you require. Once you have selected your maintenance package you can simply sit back and enjoy the peace of mind that comes with maintenance from BOGE.

FULL SERVICE

- all work including replacement parts and maintenance components
- maintenance work within 24 hours
- manufacturer's warranty up to 10 years
- free of charge commissioning
- optional: BOGE plant management
- BOGE remote diagnostics tool airstatus

PREMIUM MAINTENANCE

- 24 months warranty
- maintenance material (BOGE cairpacs)
- discount on replacement parts
- individual on-site support
- disposal of working materials and used parts
- includes emergency flat rate

MAINTENANCE

- discount on commissioning
- all recommended maintenance work

INSPECTION

- travel time
- working hours
- pro-active support

The contract term on all packages is 24 months. In addition, BOGE best **cair** warranty is also available. For more information and terms and conditions please contact your BOGE service consultant.

Service your added value! Maximised reliability and economic efficiency are not the only technical advantages that BOGE has to offer. Our comprehensive service support program will ensure your BOGE compressed air system remains in tip top condition. Wherever you need us, whatever we can do for you: BOGE Service Support is always readily available close by – competent, to the highest standards, and always one step ahead.



BOGE BESTCAIR

BOGE **bestcair** enables you to extend your factory warranty up to 5 years: 2 years factory warranty with 3 years additional **bestcair** warranty – the choice is yours. Furthermore, **bestcair** ensures manufacturer's recommended maintenance schedule of new and existing equipment at the specified service intervals.

For more information email
bestcair@boge.com



BOGE GENUINE PARTS

Only original BOGE spare parts have the manufacturer's technological edge. You can be confident when opting for BOGE original spare parts in the service of your BOGE compressed air system will ensure that the integrity of the compressor is maintained, efficiency is retained and your peace of mind is sustained.



ALWAYS NEARBY

BOGE has a network of dedicated service technicians and certified partners at its disposal to help you worldwide with your installation, upgrading, commissioning or approval, maintenance, repair, or inspection: You can rely on the know-how and experience of our qualified experts – at all times.

Hotline Mobile Service:
+49 5206 601-130



EMERGENCY ASSISTANCE


In the case of an emergency where immediate technical support is required, the BOGE product support trouble shooters or the BOGE Helpline team are available to you 24/7.

Product Support Hotline:
+49 5206 601-140
BOGE Helpline: +49 170 4400444



AIR AUDITS

By analysing your existing compressed air system, our energy efficiency experts can identify where savings can be made. The BOGE AIRReport includes measurement of: dew point control, vibration control, leakage, noise, oil check and TAN check.



TRAINING COURSES

The BOGE Compressed Air College was established in order to train and certify internal employees and external partners as qualified BOGE Service Technicians. Attendance of training courses held in the in-house training centre further assist in refreshing existing BOGE Service Technician's knowledge at regular intervals.

BOGE Compressed Air Systems**GmbH & Co. KG**

P.O. Box 10 07 13 · 33507 Bielefeld

Otto-Boge-Straße 1–7 · 33739 Bielefeld

Tel. +49 5206 601-0

Fax +49 5206 601-200

info@boge.com · www.boge.com

Best Of German Engineering

In more than 120 countries worldwide customers from mechanical engineering, industry and trade trust the BOGE know-how in planning, development and production of high quality compressed air systems. Already in its fourth generation, the family-owned company puts all its experience in the development of innovative solutions and outstanding efficient products for the compressed air industry.

Rightly, therefore, the last name of the founder Otto Boge stands for „Best Of German Engineering“ today. Who puts emphasis on German engineering skills, highest safety, reliable services and energy efficiency, accesses quality products from BOGE because they have been supplying „the air to work“ for more than 100 years.

OUR RANGES OF SERVICES INCLUDE THE FOLLOWING:

- Energy efficient systems development
- Plant design and engineering
- Industry 4.0 solutions, system control and visualisation
- High Speed Turbo compressors
- Oil-free piston, screw and scroll compressors
- Oil injected screw compressors and oil lubricated piston compressors
- Compressed air treatment
- Compressed air distribution and storage
- Compressed air accessories
- Compressed air service
- Nitrogen and oxygen generators

